

A grayscale background image of a laboratory setting. In the foreground, a person's hands are visible, holding a long, thin object, possibly a pipette or a test tube. In the background, several students are seated at lab benches, working with microscopes and other laboratory equipment. The overall scene is dimly lit, with the primary light source coming from the equipment's own lights.

PANDEMIC U:

COVID-19'S IMPACT ON ENROLLMENT
IN HIGHER EDUCATION

COVID-19 AND HIGHER EDUCATION: AN OVERVIEW

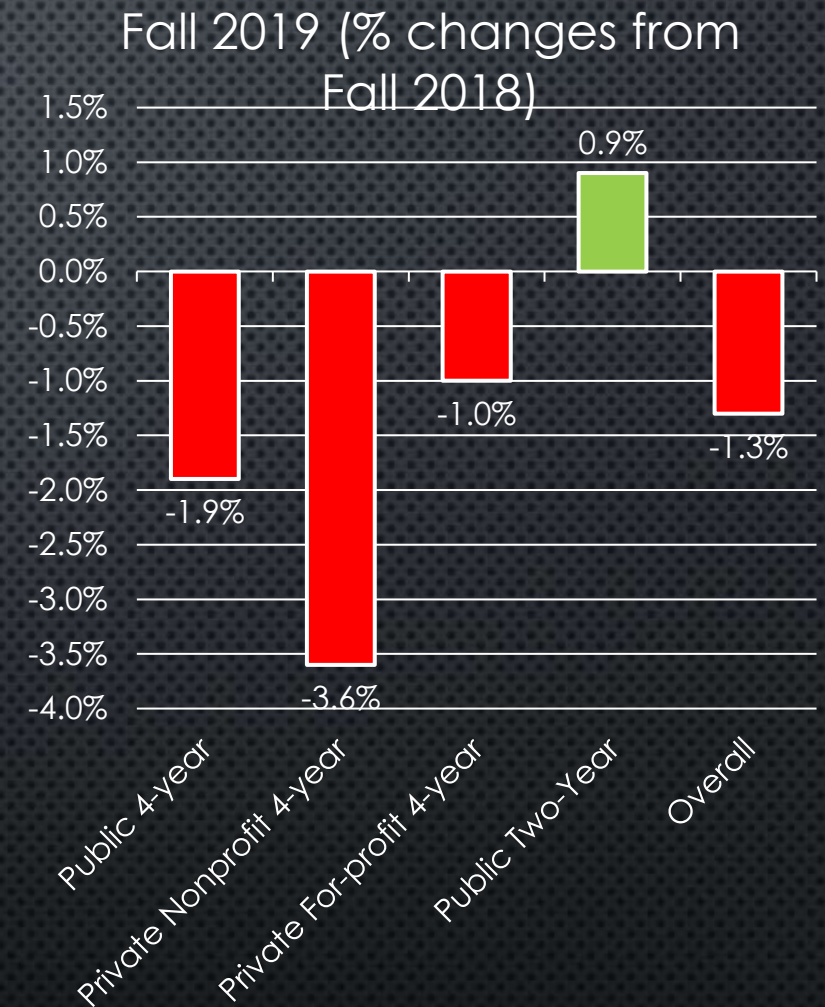
As of 12/11/2020:

- THERE HAVE BEEN OVER **397,000 CASES** OF COVID-19 AT U.S. COLLEGES AND UNIVERSITIES
- OVER **1,800 SCHOOLS** HAVE REPORTED OUTBREAKS
- COVID-19'S **IMPACT ON ENROLLMENT** IN HIGHER EDUCATION IS EVIDENT WHEN COMPARING DATA FROM **FALL 2019** AND **FALL 2020**
- DATA INCLUDES FIRST-TIME POSTSECONDARY ENROLLMENT AND TOTAL POSTSECONDARY ENROLLMENT



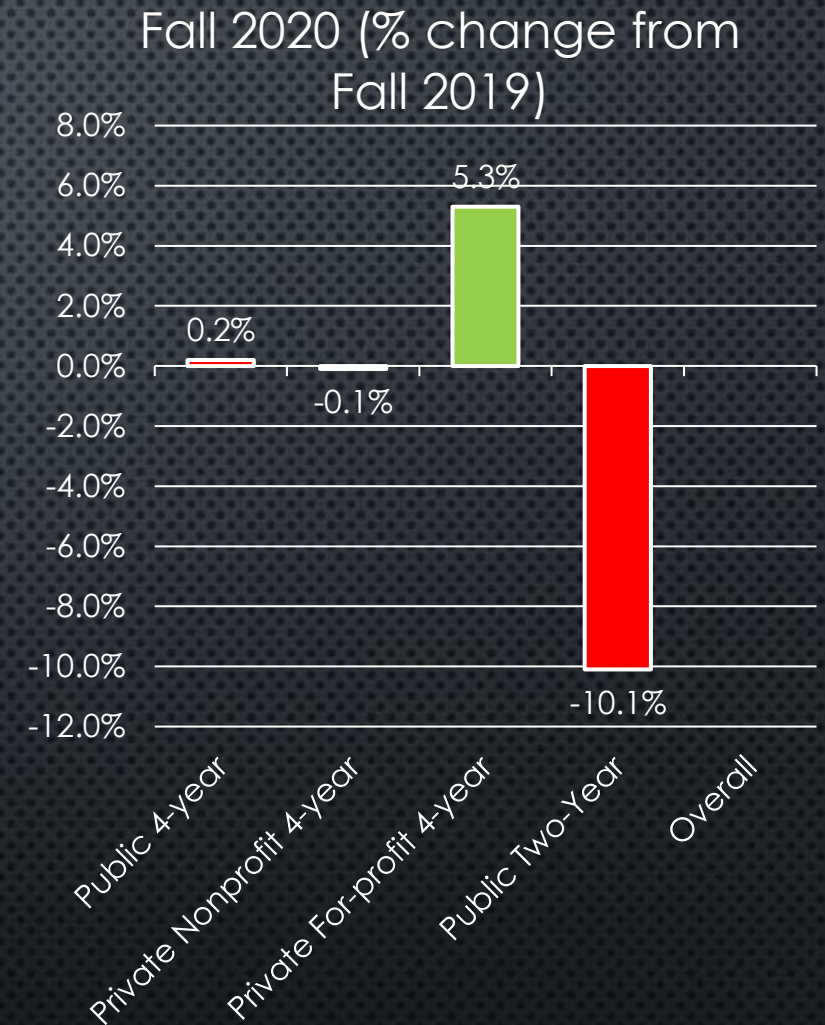
OVERALL ENROLLMENT TRENDS IN HIGHER EDUCATION: FALL 2019

- 2019 SAW A **DECLINE** IN ENROLLMENT AT 2-YEAR AND 4-YEAR INSTITUTIONS YEAR OVER YEAR COMPARED TO 2018, CONTINUING A DOWNWARD TREND SINCE 2012, A **DECLINE** OF **1.3%** IN ENROLLMENT.



OVERALL ENROLLMENT TRENDS IN HIGHER EDUCATION: FALL 2020

- SURPRISINGLY, 2020 SAW AN **INCREASE** IN ENROLLMENT AT 2-YEAR AND 4-YEAR INSTITUTIONS YEAR OVER YEAR COMPARED TO 2019, AN OVERALL **INCREASE** IN OF **0.39%**.
- THE MORE NOTABLE ENROLLMENT INCREASE AT PRIVATE FOR-PROFIT COLLEGES MAY BE DUE TO THEIR INFRASTRUCTURES AS PRIMARILY ONLINE INSTITUTIONS.
- HOWEVER, BOTH OF THESE INCREASES MASKED A CATASTROPHIC DROP IN ENROLLMENT AT PUBLIC TWO-YEAR INSTITUTIONS.



FALL 2019 VS. FALL 2020: 4-YEAR COLLEGE ENROLLMENT

Fall 2019

PUBLIC : 7,989,984

PRIVATE NONPROFIT:
3,842,930

PRIVATE FOR PROFIT: 749,885

TOTAL: 12,582,799

Fall 2020

PUBLIC : 8,004,360

PRIVATE NONPROFIT:
3,839,485

PRIVATE FOR PROFIT: 789,888

TOTAL: 12,632,733

Overall change: Approximately 49,934 more
students (+0.39%)



FALL 2019 VS. FALL 2020: 2-YEAR COLLEGE ENROLLMENT*



FALL 2019
TOTAL:
5,368,470

FALL 2020
TOTAL:
4,824,204

Overall change: 207,295 fewer students (-21%)


* 2-year data is from
public institutions only



MEET SPRINGFIELD HIGH'S CLASS OF 2020



What will the higher education landscape look like when they head off to college?




ENTERING COLLEGE: FALL 2020

MAX AND LILY

THEY ARE:

- PART OF THE **53.1% PERCENT OF THE HIGH SCHOOL CLASS OF 2020** WHO WILL ENROLL DIRECTLY INTO COLLEGE BY OCTOBER 2020
- TWO OF THE **17.8 MILLION TOTAL COLLEGE STUDENTS** ENROLLING THIS SEMESTER
- MAX WILL ATTEND A **FOUR-YEAR** COLLEGE
- LILY WILL ATTEND A **TWO-YEAR** COLLEGE



DEFERRING OR DECLINING TO ENROLL IN COLLEGE: FALL 2020

DAVID AND JODIE

- DAVID GOT INTO HIS FIRST-CHOICE COLLEGE, BUT DECIDED TO DEFER HIS ENROLLMENT. HE HOPES TO BE ON CAMPUS FOR THE SPRING 2021 SEMESTER, BUT IT LOOKS LIKE CLASSES WILL STILL BE ONLINE-ONLY. HE IS CONSIDERING DEFERRING AGAIN.
- JODIE DECIDED SHE WOULD WAIT TO APPLY TO COLLEGE ALTOGETHER UNTIL THE PANDEMIC HAS SUBSIDED. SHE IS WORKING FULL-TIME ONLINE AND IS UNSURE WHEN SHE WILL APPLY TO SCHOOL.



ENROLLMENT TRENDS IN HIGHER EDUCATION: FALL 2020 (NOTABLE IMPACTS OF COVID-19 PANDEMIC)

- OVERALL **DECLINE** IN 2020 ENROLLMENT WAS **ALMOST DOUBLE** YEAR OVER YEAR (**-2.5%** IN 2020 VS. **-1.3%** IN 2019), ALTHOUGH THERE WAS A MINOR **INCREASE** OF **0.39%** IN 4-YEAR ENROLLMENT.
- 2-YEAR COLLEGES WERE HIT ESPECIALLY HARD BY THE PANDEMIC, WITH AN OVERWHELMING **21% DECLINE** IN ENROLLMENT.

IMPLICATIONS FOR THE FUTURE

- UNTIL THE COVID-19 VACCINES ARE ADEQUATELY DISTRIBUTED AND HERD IMMUNITY BEGINS TO TAKE HOLD, BOTH 2-YEAR AND 4-YEAR INSTITUTIONS REMAIN AT RISK OF SEVERE ENROLLMENT DECLINE.
- THE MAJOR IMPACT COVID-19 HAS HAD ON ENROLLMENT MAY ALSO PROVIDE AN OPPORTUNITY TO LEARN WHAT'S WORKING AND WHAT ISN'T IN HIGHER EDUCATION OVERALL.
- INSTITUTIONS CAN START TO MAKE IMPROVEMENTS THAT WILL EVENTUALLY STABILIZE OR EVEN REVERSE THE TREND OF ENROLLMENT DECLINE, WHICH HAS BEEN OCCURRING FOR ALMOST A DECADE.